

MATCH SURVEY REPORT 2023/24

1 OVERVIEW

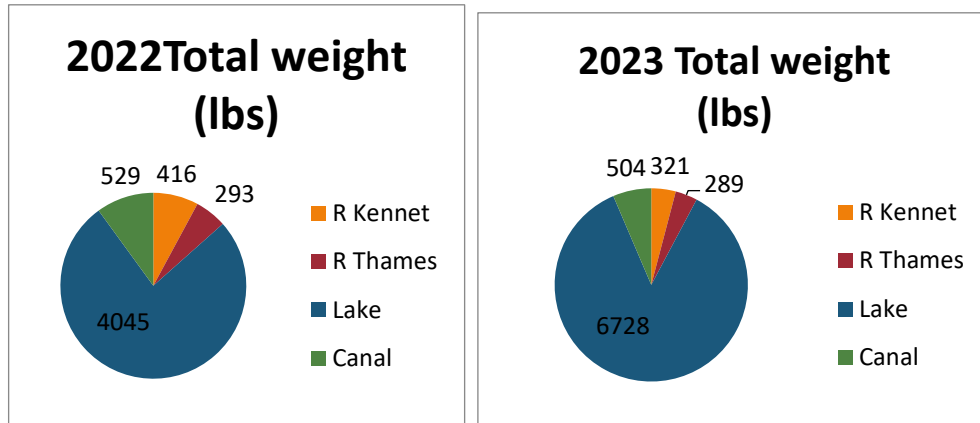
The overall weight caught was 7841lbs 14oz 12dr which is the highest total in my time of doing this report. This was thanks mainly to Willmott's Pool which has continued to produce high returns building on the previous year and contributing close to 90% of the weight. The number of matches held was the same as 2022/23 season at 69, however many river matches were lost to flood conditions from October onwards. The River Kennet continues to give concern in matches, but many large specimens have been caught outside the normal daytime hours. For the second consecutive season River Thames matches fell foul of the weather with no matches taking place after October, therefore weights for both rivers have seen a decline, although some averages have risen. The Canal had mixed results reducing weights and averages. Once again one match did take place at Whistley Mill on the River Loddon but proved to be unable to garner a bite and is discounted from the average figures!

Year on year comparison all reports - Note RDAA matches included (excluded before 2011)

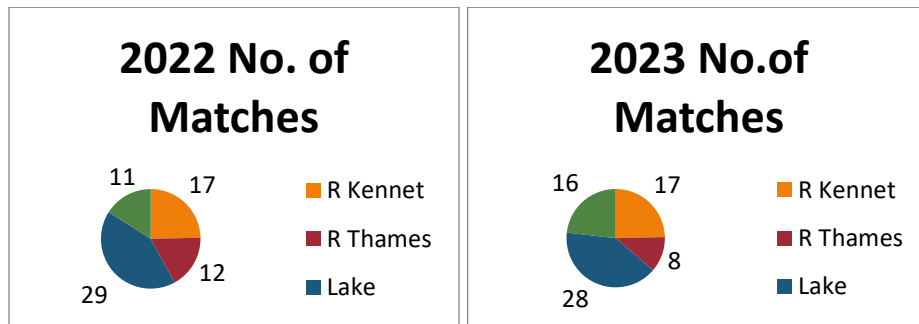
Year	Total fishing	Anglers per match	Total weight (lbs)	Average wt per match (lbs)	Average wt per man (lbs)
2007	1300	8.7	3642	24.3	2.8
2008	1163	9.2	2884	22.9	2.48
2009	1253	9.28	2581	19.1	2.05
2010	1564	10.2	4583	29.4	2.87
2011	1921	11.78	5303	32.5	2.77
2012	1513	13.5	3428	30.6	2.26
2013	1628	13.91	3768	32.2	2.31
2014	1675	12.22	4105	29.9	2.45
2015	1607	11.47	5017	35.8	3.12
2016	1303	10.68	3710	30.4	2.84
2017	1052	11.56	2867	31.5	2.72
2018	878	10.97	2889	36.1	3.29
2019	1042	13.02	2862	35.7	2.74
2020	519	14.83	1404	40.1	2.71
2021	859	11.93	3304	45.9	3.84
2022	700	10.14	5283	76.5	7.54
2023	775	11.26	7482	108.43	9.65

2. BREAKDOWN BY TYPE OF VENUE (COMPARED TO LAST SEASON)

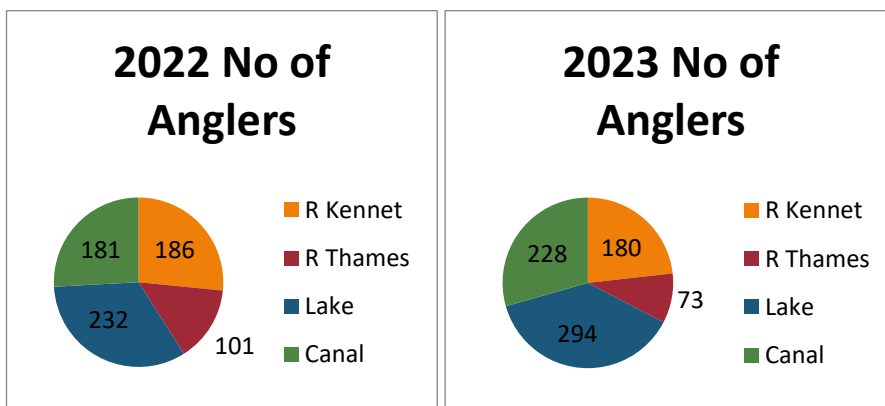
River Kennet total weight was down by 22.8% (95lbs), River Thames weight was down by only 1.3%(4lbs) the canal weight was down by 2.83% (15lbs). Willmott's Pool has contributed significantly to the overall total and consequently total weight on lakes rose considerably by 66.3% (2683lbs).



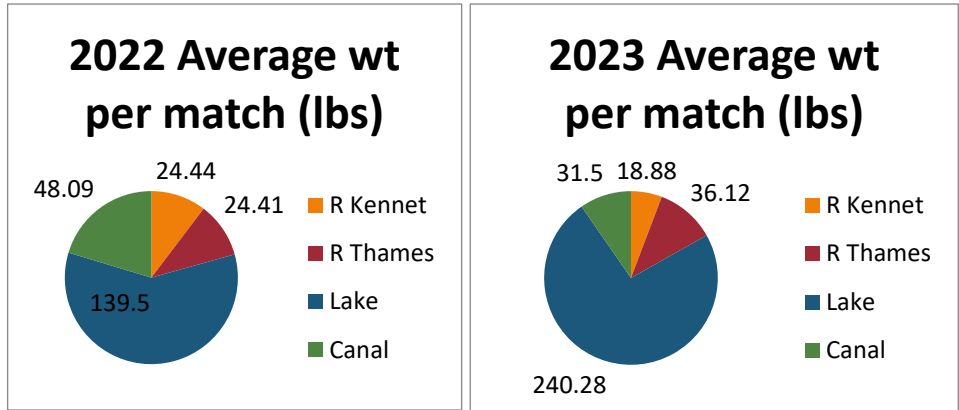
Number of matches held remained the same for the River Kennet but the Thames saw a reduction of 25% (4). Canal saw an increase of matches held by 45.4% (5) due to rivers being unfishable. There was one less match held on the Lakes a decrease of 3.4%



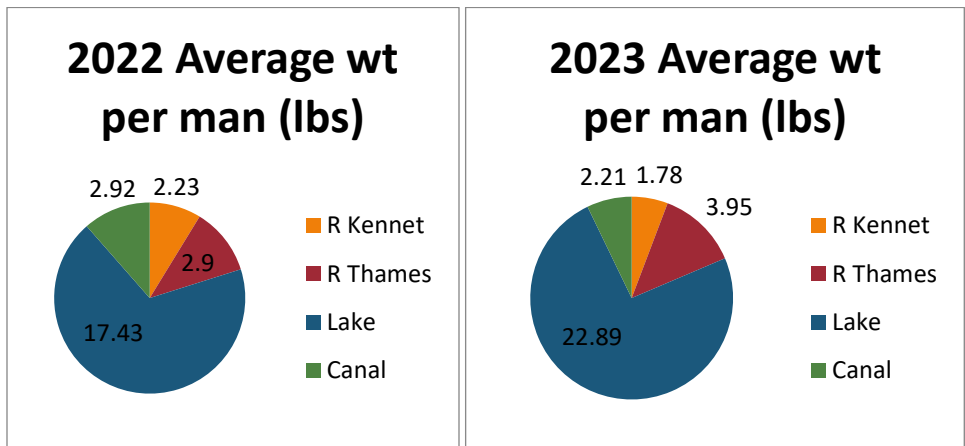
The number of anglers fishing matches decreased by 3.22% (6) on the River Kennet, and by 27.7% (28) on the River Thames. The Canal saw an increase by 25.9% (47) and the popularity of Willmott's Pool saw an increase of 26.7% (62)



The average weight per match was down on the River Kennet by 22.7% (5.56lbs) but due to the lower number of matches the River Thames rose by 48% (11.71lbs) which suggests the Thames has improved. However, the Canal was down by 35% (16.9lbs) and the Lakes saw a massive increase of 72.2% (100.78lbs) which demonstrates the success of Willmott's Pool.



The average weight caught per man tells a similar story with the River Kennet down by 20.1% (0.45lbs) and the River Thames up by 36.2% (1.05lbs). The Canal saw a reduction by 24.3% (0.71lbs) and the lakes increased by 1.3% (5.46lbs).



3.RIVER KENNET

The number of matches held did not change on previous season, but the numbers participating were slightly down, and the river still causes concern. There were 6 RDAA matches and 11 for affiliated clubs. RDAA matches contributed 217lbs (67%) to the total weight, amounting to 36.2lbs per match, and divided between 98 (54%) of anglers at 2.21lbs per angler. Affiliated clubs contributed 104lbs between 82 anglers at 9.45lbs per match and 1.26lbs per man. Traditionally the Kennet fishes better after July, and this season was no different. The best winning weight was 18lbs at Beat 5 (most prolific venue) on the September RDAA match.

River Kennet year on year comparison

Year	No of matches	No of anglers	Average anglers per match	Total weight (lbs)	Average weight per match (lbs)	Average weight per angler (lbs)
2016	43	513	11.93	876	20.37	1.7
2017	27	405	15	1049	38.85	2.59
2018	19	258	13.57	719	37.84	2.78
2019	27	392	14.51	1053	39	2.68
2020	14	258	18.42	444	31.73	1.72
2021	17	247	14.52	379	22.28	1.53
2022	17	186	10.94	416	24.44	2.23
2023	17	180	10.58	321	18.88	1.78

Venue breakdowns below.

CALCOT				
Date	Club	Win Weight	Total Weight	No. Fishing
23/07/2023	TRBLAS	1-08-0	5-12-0	8
13/08/2023	Reading FC	4-14-0	13-04-0	6
TOTALS	2	4-14-0	19-00-0	14

BEAT 4				
Date	Club	Win Weight	Total Weight	No. Fishing
02/07/2023	RDAA	4-01-0	14-00-8	10
06/08/2023	RDAA	8-00-0	14-03-0	11
03/09/2023	RDAA	6-03-0	27-10-8	10
17/09/2023	Prestcold	5-05-0	8-12-0	6
01/10/2023	RDAA	5-00-0	24-09-8	12
TOTALS	5	8-00-0	89-03-8	49

BEAT 5				
Date	Club	Win Weight	Total Weight	No. Fishing
02/07/2023	RDAА	10-13-0	27-10-0	11
06/08/2023	RDAА	3-13-0	10-04-12	11
03/09/2023	RDAА	18-00-0	52-08-0	10
01/10/2023	RDAА	11-00-0	41-04-0	12
15/10/2023	Newtown	1-09-0	5-15-0	12
TOTALS	5	18-00-0	137-09-12	56

LOWER BENYONS				
Date	Club	Win Weight	Total Weight	No. Fishing
25/06/2023	RDAА	1-01-8	3-11-8	6
20/08/2023	Prestcold	2-01-0	9-07-8	9
13/08/2023	Sundial	4-04-0	8-00-0	8
10/09/2023	Sundial	2-14-0	5-08-0	4
TOTALS	4	4-04-0	26-11-0	27

THEALE RIVER				
Date	Club	Win Weight	Total Weight	No. Fishing
16/07/2023	Reading FC	4-08-0	11-12-0	8
23/07/2023	Prestcold	10-14-0	12-10-8	7
30/07/2023	RDAА	0-12-0	1-06-0	5
TOTALS	3	10-14-0	25-12-8	20

UFTON RIVER				
Date	Club	Win Weight	Total Weight	No. Fishing
06/08/2023	Pangbourne & Whitchurch	2-02-0	6-15-0	9
20/08/2023	TRBLAS	3-13-0	14-05-0	5
TOTALS	2	3-13-0	21-04-0	14

4. RIVER THAMES

The weather from November rendered the river unfishable due to floods and high water. Therefore, the number of matches reduced considerably compared to last season. 8 matches took place, seven at Wallingford, and one at Sonning. Weights were encouraging at Wallingford and averages rose considerably overall. The best winning weight was 19lbs 2oz at Wallingford on a RDAA match on 24 September.

River Thames year on year comparison

Year	No of matches	No of anglers	Average anglers per match	Total weight (lbs)	Average weight per match (lbs)	Average weight per angler (lbs)
2016	34	262	7.7	1237	36.38	4.72
2017	26	181	6.96	705	27.11	3.89
2018	29	244	7.37	871	30.03	4.07
2019	14	124	8.85	366	26.11	2.94
2020	10	93	9.3	383	38.34	4.12
2021	18	176	9.77	563	31.26	3.19
2022	12	101	8.41	293	24.41	2.9
2023	8	73	9.12	289	36.12	3.95

Venue breakdowns below

SONNING RIVER				
Date	Club	Win Weight	Total Weight	No. Fishing
20/08/2023	Newtown	2-08-0	12-02-8	16
TOTALS	1	2-08-0	12-02-8	16

WALLINGFORD				
Date	Club	Win Weight	Total Weight	No. Fishing
18/06/2023	Prestcold	10-02-0	36-04-0	8
27/08/2023	RDAA	9-03-0	38-03-0	7
10/09/2023	Reading FC	18-12-0	63-01-0	8
17/09/2023	Newtown	8-11-0	30-10-0	11
24/09/2023	RDAA	19-02-0	76-07-0	9
08/10/2023	Sundial	10-08-0	16-11-0	7
22/10/2023	Prestcold	5-08-0	15-07-8	7
TOTALS	7	19-02-0	276-11-8	57

5.KENNET & AVON CANAL

16 matches were held on the canal this season with a mild winter helping, however, the rain did affect fishing at times. There were twelve matches held at Froxfield, one at Salmon Cut and three at Padworth. Froxfield started well in November but faded towards the end with the fish shoaled up in certain pegs and fishing was poor below the road bridge. Padworth could not produce a fish in winter and Salmon Cut also struggled to provide bites, which seems to be on a par with the river. The best winning weight of 13lbs 3oz came at Froxfield in the November RDAA match.

Canal year on year comparison

Year	No of matches	No of anglers	Average anglers per match	Total weight (lbs)	Average weight per match (lbs)	Average weight per angler (lbs)
2016	31	411	13.25	1064	34.31	2.58
2017	27	377	13.96	812	30.07	2.15
2018	24	329	13.7	934	38.93	2.84
2019	28	435	15.53	1216	43.41	2.79
2020	6	110	18.33	345	57.46	3.13
2021	16	252	15.75	710	44.4	2.81
2022	11	181	16.45	529	48.08	2.92
2023	16	228	14.25	504	31.5	2.21

Venue breakdowns below

FROXFIELD				
Date	Club	Win Weight	Total Weight	No. Fishing
16/04/2023	Reading Civil Service	2-09-0	10-07-8	7
05/11/2023	RDAA	13-03-0	100-02-0	23
19/11/2023	Newtown	11-00-0	29-05-0	14
29/11/2023	Non-Affiliated Club	4-07-8	9-00-8	4
03/12/2023	RDAA	10-15-0	77-04-0	23
10/12/2023	Prestcold	4-13-0	19-06-0	9
30/12/2023	RDAA	12-10-0	88-10-0	29
07/01/2024	RDAA	4-09-0	31-06-0	25
14/01/2024	Reading FC	6-09-0	39-04-0	10
11/02/2024	RDAA	9-14-0	37-13-4	22
18/02/2024	Reading Fishing Club	0-06-0	0-12-0	8
10/03/2024	RDAA	11-07-0	52-10-4	28
TOTALS	12	13-03-0	496-00-8	202

SALMON CUT				
Date	Club	Win Weight	Total Weight	No. Fishing
10/12/2023	Reading Civil Service	0-08-0	0-08-0	6
TOTALS	1	0-08-0	0-08-0	6

PADWORTH				
Date	Club	Win Weight	Total Weight	No. Fishing
15/10/2023	Reading Civil Service	2-14-0	7-07-8	5
18/02/2024	Prestcold	0-00-0	0-00-0	7
03/03/2024	Reading Fishing Club	0-00-0	0-00-0	8
TOTALS	3	2-14-0	7-07-8	20

6.LAKES

The success of Willmott's Pool continues. Records are being re-written on a regular basis and even when the venue flooded to be one with Farnham Flint and Callow's Pool the carp seem to have remained. Careful management by the Fisheries team and rest periods between matches is vital to maintain the venue's popularity. It is hard to see if it can improve next season, but who knows. 24 matches, one less than last season, delivered nearly 6626lbs. The best winning weight came from Willmott's Pool on a Tuesday Club match in July with 136lbs 8ozs. – a record. The total weight record of 657lbs was set by 12 anglers on 3 October 2023.

Lakes year on year comparison

Year	No of matches	No of anglers	Average anglers per match	Total weight (lbs)	Average weight per match (lbs)	Average weight per angler (lbs)
2016	14	117	8.35	533	38.07	4.55
2017	11	89	8.09	309	28.09	3.47
2018	6	65	10.83	363	60.56	5.59
2019	11	91	8.27	228	20.75	2.5
2020	5	58	11.6	232	46.32	3.99
2021	21	184	8.76	1652	78.68	8.98
2022	29	232	8	4045	139.5	17.43
2023	28	294	10.5	6728	240.28	22.89

Venue breakdowns below

BROWN-LEE POOL				
Date	Club	Win Weight	Total Weight	No. Fishing
11/04/2023	Tuesday Club	7-01-0	22-00-0	9
20/06/2023	Tuesday Club	12-07-0	42-10-0	8
25/06/2023	Sundial	8-08-0	20-12-0	7
16/07/2023	Newtown	4-00-0	17-02-0	11
TOTALS	4	12-07-0	102-08-0	35

WILLMOTT'S POOL POOL				
Date	Club	Win Weight	Total Weight	No. Fishing
21/03/2023	Tuesday Club	44-08-0	218-00-0	11
28/03/2023	Tuesday Club	40-00-0	174-00-0	10
05/04/2023	Tuesday Club	54-00-0	315-00-0	11
18/04/2023	Tuesday Club	33-04-0	179-00-0	12
02/05/2023	Tuesday Club	92-00-0	254-00-0	7
07/05/2023	Reading Civil Service	35-08-0	163-11-0	8
23/05/2023	Tuesday Club	47-08-0	282-00-0	10
06/06/2023	Tuesday Club	52-08-0	336-00-0	15
18/06/2023	Newtown	59-05-0	209-12-0	13
25/06/2023	Non Affiliated Club	62-00-0	288-04-0	8
04/07/2023	Tuesday Club	136-08-0	512-00-0	13
16/07/2023	Sundial	62-13-0	166-05-0	7
01/08/2023	Tuesday Club	82-00-0	432-00-0	16
29/08/2023	Tuesday Club	78-08-0	479-00-0	15
03/10/2023	Tuesday Club	101-00-0	657-00-0	12
31/10/2023	Tuesday Club	66-00-0	303-00-0	10
21/11/2023	Tuesday Club	60-04-0	360-00-0	12
28/11/2023	Tuesday Club	34-00-0	112-00-0	8
06/02/2024	Tuesday Club	30-04-0	135-00-0	10
11/02/2024	Reading Fishing Club	62-12-0	276-08-0	7
13/02/2024	Tuesday Club	63-08-0	376-00-0	13
20/02/2024	Tuesday Club	45-02-0	215-00-0	18
10/03/2024	Sundial	15-00-0	35-02-0	5
12/03/2024	Tuesday Club	43-08	147-00-0	8
TOTALS	24	136-08-0	6625-10-0	259

7. CLUBS

Club reports are listed below: -

NEWTOWN				
Date	Venue	Win Weight	Total Weight	No. Fishing
18/06/2023	Willmott's Pool Pool	59-05-0	209-12-0	13
16/07/2023	Brown-Lee Pool	4-00-0	17-02-0	11
20/08/2023	Sonning River	2-08-0	12-02-8	16
17/09/2023	Wallingford	8-11-0	30-10-0	11
15/10/2023	Beat 5	1-09-0	5-15-0	12
19/11/2023	Froxfield	11-00-0	29-05-0	14
TOTALS	6	59-05-0	304-14-8	77

PANGBOURNE & WHITCHURCH				
Date	Venue	Win Weight	Total Weight	No. Fishing
06/08/2023	Ufton River	2-02-0	6-15-0	9
TOTALS	1	2-02-0	6-15-0	9

PRESTCOLD				
Date	Venue	Win Weight	Total Weight	No. Fishing
18/06/2023	Wallingford	10-02-0	36-04-0	8
23/07/2023	Theale River	10-14-0	12-10-8	7
20/08/2023	Lower Benyons	2-01-0	9-07-8	9
17/09/2023	Beat 4	5-05-0	8-12-0	6
22/10/2023	Wallingford	5-08-0	15-07-8	7
10/12/2023	Froxfield	4-13-0	19-06-0	9
21/01/2024	Froxfield	MATCH	CANCELLED	
18/02/2024	Padworth Canal	0-00-0	0-00-0	7
TOTALS	7	10-14-0	101-15-8	53

READING CIVIL SERVICE				
Date	Venue	Win Weight	Total Weight	No. Fishing
16/04/2023	Froxfield	2-09-0	10-07-8	7
07/05/2023	Willmott's Pool	35-08-0	163-11-0	8
15/10/2023	Padworth Canal	2-14-0	7-07-8	5
10/12/2023	Salmon Cut	0-08-0	0-08-0	6
TOTALS	4	35-08-0	182-02-0	26

RDA & OPEN MATCHES				
Date	Venue	Win Weight	Total Weight	No. Fishing
25/06/2023	Lower Benyons	1-01-8	3-11-8	6
02/07/2023	Beat 4/5	10-13-0	41-10-8	21
30/07/2023	Theale River	0-12-0	1-06-0	5
06/08/2023	Beat 4/5	8-00-0	24-07-12	22
27/08/2023	Wallingford	9-0-0	38-03-0	7
03/09/2023	Beat 4/5	18-00-0	80-02-8	20
24/09/2023	Wallingford	19-02-0	76-07-0	9
01/10/2023	Beat 4/5	11-00-0	65-13-8	24
05/11/2023	Froxfield	13-03-0	100-02-0	23
03/12/2023	Froxfield	10-15-0	77-04-0	23
30/12/2023	Froxfield	12-10-0	88-10-0	29
07/01/2024	Froxfield	4-09-0	31-06-0	25
11/02/2024	Froxfield	9-14-0	37-13-4	22
10/03/2024	Froxfield	11-07-0	52-10-4	28
TOTALS	14	19-02-0	719-11-4	264

READING FC				
Date	Venue	Win Weight	Total Weight	No. Fishing
16/07/2023	Theale River	4-08-0	11-12-0	8
13/08/2023	Calcot	4-14-0	13-04-0	6
10/09/2023	Wallingford	18-12-0	63-01-0	8
14/01/2024	Froxfield	6-09-0	39-04-0	10
11/02/2024	Willmott's Pool	62-12-0	276-08-0	7
18/02/2024	Froxfield	0-06-0	0-12-0	8
03/03/2024	Padworth Canal	0-00-0	0-00-0	8
TOTALS	7	62-12-0	404-09-0	55

SUNDIAL				
Date	Venue	Win Weight	Total Weight	No. Fishing
25/06/2023	Brown-Lee Pool	8-08-0	20-12-0	7
16/07/2023	Willmott's Pool	62-13-0	166-05-0	7
13/08/2023	Lower Benyons	4-04-0	8-00-0	8
10/09/2023	Lower Benyons	2-14-0	5-08-0	4
08/10/2023	Wallingford	10-08-0	16-11-0	7
12/11/2023	Whistley Mill E	0-00-0	0-00-0	2
10/03/2024	Willmott's Pool	15-00-0	35-02-0	5
TOTALS	7	62-13-0	247-02-0	40

TILEHURST BRITISH LEGION				
Date	Venue	Win Weight	Total Weight	No. Fishing
23/07/2023	Calcot B	1-08-0	5-12-0	8
20/08/2023	Ufton	3-13-0	14-05-0	5
TOTALS	2	3-13-0	20-01-0	13

TUESDAY CLUB				
Date	Venue	Win Weight	Total Weight	No. Fishing
21/03/2023	Willmott's Pool	44-08-0	218-00-0	11
28/03/2023	Willmott's Pool	40-00-0	174-00-0	10
04/04/2023	Willmott's Pool	54-00-0	315-00-0	11
11/04/2023	Brown-Lee Pool	7-01-0	22-00-0	9
18/04/2023	Willmott's Pool	33-04-0	179-00-0	12
02/05/2023	Willmott's Pool	92-00-0	254-00-0	7
23/05/2023	Willmott's Pool	47-08-0	282-00-0	10
06/06/2023	Willmott's Pool	52-08-0	336-00-0	15
20/06/2023	Brown-Lee Pool	12-07-0	42-10-0	8
04/07/2023	Willmott's Pool	136-08-0	512-00-0	13
01/08/2023	Willmott's Pool	82-00-0	432-00-0	16
29/08/2023	Willmott's Pool	78-08-0	479-00-0	15
03/10/2023	Willmott's Pool	101-00-0	657-00-0	12
31/10/2023	Willmott's Pool	66-00-0	303-00-0	10
21/11/2023	Willmott's Pool	60-04-0	360-00-0	12
28/11/2023	Willmott's Pool	34-00-0	112-00-0	8
06/02/2024	Willmott's Pool	30-04-0	135-00-0	10
13/02/2024	Willmott's Pool	63-08-0	376-00-0	13
20/02/2024	Willmott's Pool	45-02-0	215-00-0	18
12/03/2024	Willmott's Pool	43-08-0	147-00-0	8
TOTALS	20	136-08-0	5335-10-0	228

NON AFFILIATED CLUBS				
Date	Venue	Win Weight	Total Weight	No. Fishing
25/06/2023	Willmott's Pool	62-00-0	288-04-0	8
29/11/2023	Froxfield	4-07-8	9-00-8	4
TOTALS	2	62-00-0	297-04-8	12