

MATCH SURVEY REPORT 2020/21

1 OVERVIEW

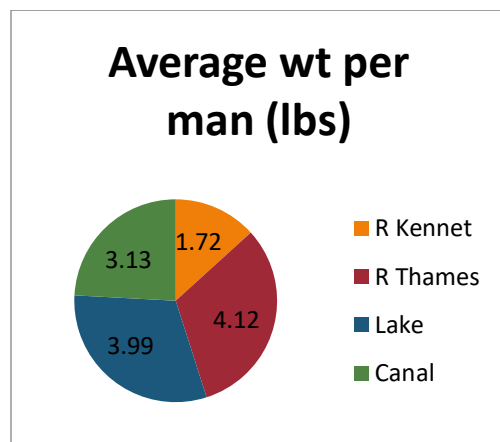
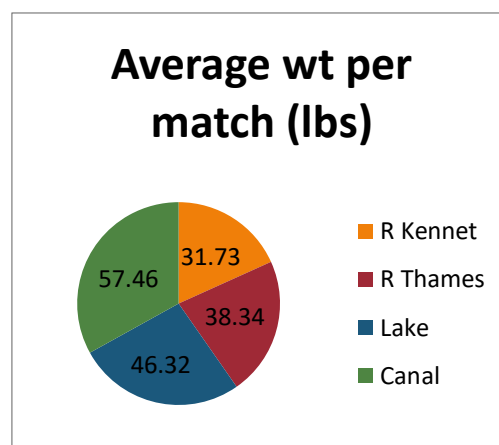
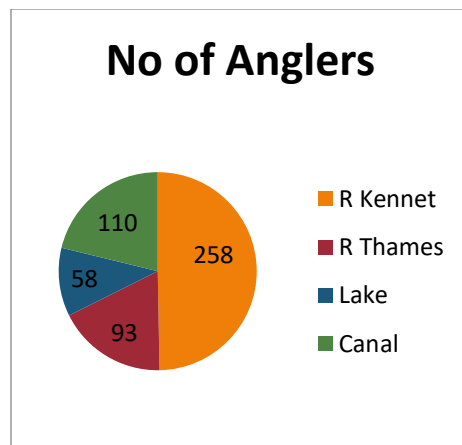
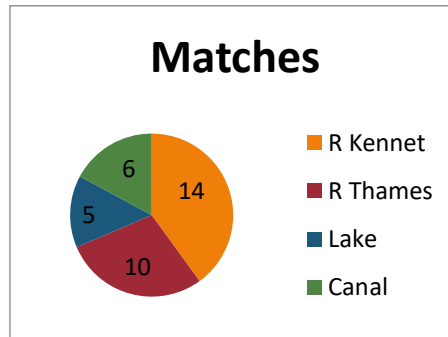
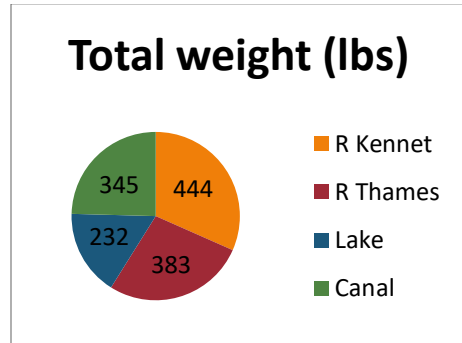
The pandemic coupled with less affiliated clubs match bookings saw a large decrease in the number of matches held. Flooding at the end of September and into October also meant matches were postponed or cancelled during this period, so, it is difficult to gauge the season compared to the last, particularly when all matches were cancelled from late December until the end of season. These matches traditionally show lower weights on rivers and lakes but higher weights on the canal at Froxfield. It comes as no surprise to see the total weight fall considerably, and whilst some averages still hold up well, the early season weather saw the Kennet struggle. All said a season to forget but we should take heart and look forward to a better 2021/2 season.

Table 1 – Year on year comparison all reports - Note RDAA matches included (excluded before 2011)

Year	Total fishing	Anglers per match	Total weight (lbs)	Average wt per match (lbs)	Average wt per man (lbs)
2006	1152	9.6	4051	33.7	3.51
2007	1300	8.7	3642	24.3	2.8
2008	1163	9.2	2884	22.9	2.48
2009	1253	9.28	2581	19.1	2.05
2010	1564	10.2	4583	29.4	2.87
2011	1921	11.78	5303	32.5	2.77
2012	1513	13.5	3428	30.6	2.26
2013	1628	13.91	3768	32.2	2.31
2014	1675	12.22	4105	29.9	2.45
2015	1607	11.47	5017	35.8	3.12
2016	1303	10.68	3710	30.4	2.84
2017	1052	11.56	2867	31.5	2.72
2018	878	10.97	2889	36.1	3.29
2019	1042	13.02	2862	35.7	2.74
2020	519	14.83	1404	40.1	2.71

2. BREAKDOWN BY TYPE OF VENUE

The Kennet struggled early on and suffered a fall in weight per man figures as a result. The Thames showed improvement but was mainly fished when at its prime. The new lakes at Farnham Flint seem to have improved figures overall. Canal averages improved due to no winter matches and most held on Froxfield.

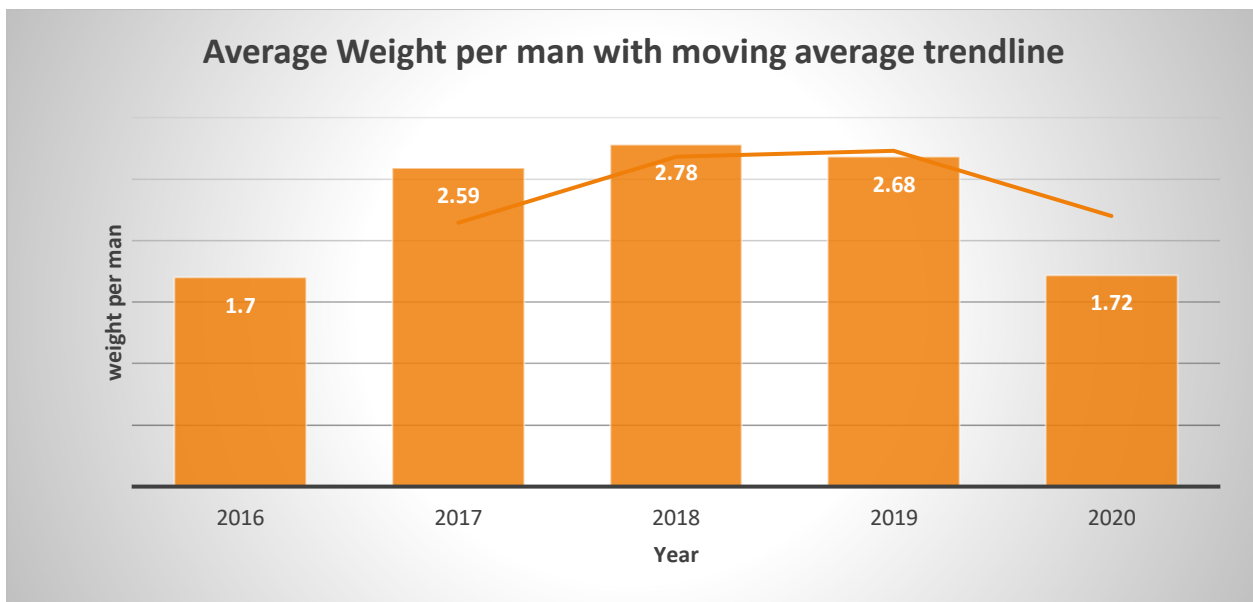


3.RIVER KENNET

The number of matches held was nearly halved compared to last season and down by more than two thirds compared with 2015. The river did not fish well during June and July due to low water levels, and even RDAA matches recorded poor weights. It was the September association match that weights began to compare to other years but then the rains came. The team match in October, often a good overall weight, was cancelled due to high water levels and dangerous banks and was rearranged for the end of October. Unfortunately, the river was only just fishable and at a high level, so again poor weights were recorded. Matches at the end of and after October tend to record poor weights but as these were cancelled due to the pandemic this managed to compensate for the low weights recorded during the summer. Good to see that Lower Benyons was reintroduced as a match venue, after a few years with no RDAA matches, and it appeared to fish fairly well but difficult to compare with other venues given the time it was fished and the numbers taking place. Overall a very disappointing year.

Table 4.1- River Kennet year on year comparison

Year	No of matches	No of anglers	Average anglers per match	Total weight (lbs)	Average weight per match (lbs)	Average weight per angler (lbs)
2016	43	513	11.93	876	20.37	1.7
2017	27	405	15	1049	38.85	2.59
2018	19	258	13.57	719	37.84	2.78
2019	27	392	14.51	1053	39	2.68
2020	14	258	18.42	444	31.73	1.72



4.RIVER KENNET - CONTINUED

Table 4.2- Weight (lbs.) per man per month on River Kennet last 5 years.

Weight per man averages showed a decline on all previous five years except in June. November can be discounted as no matches were held due to the pandemic. October was affected by flood conditions.

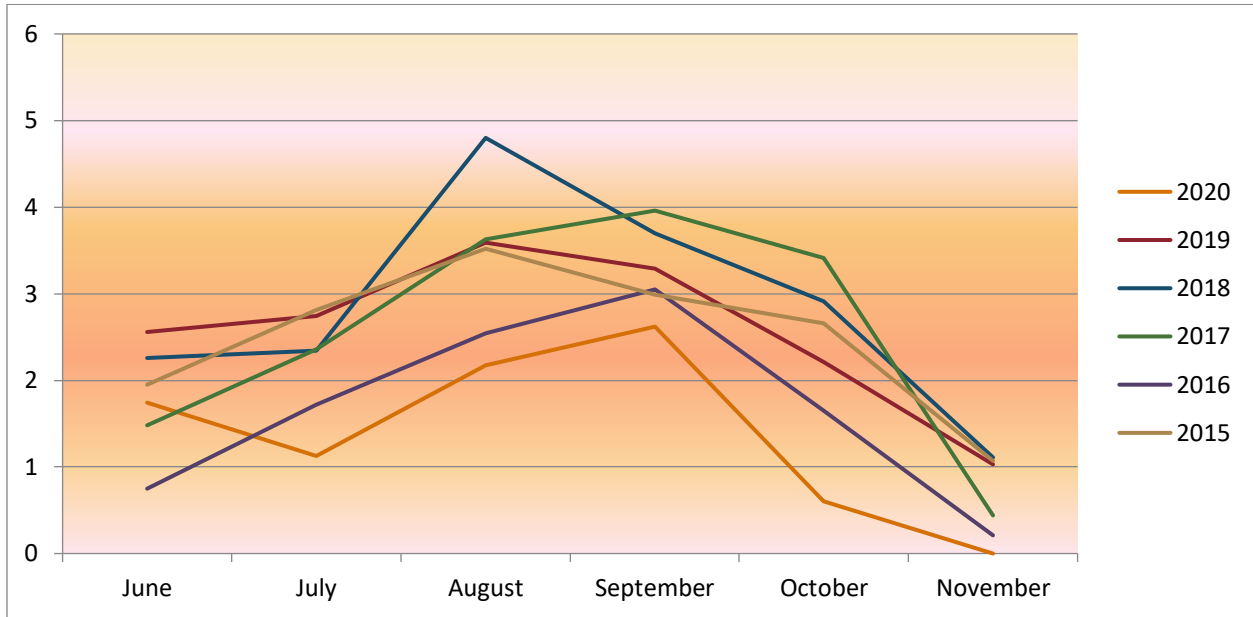
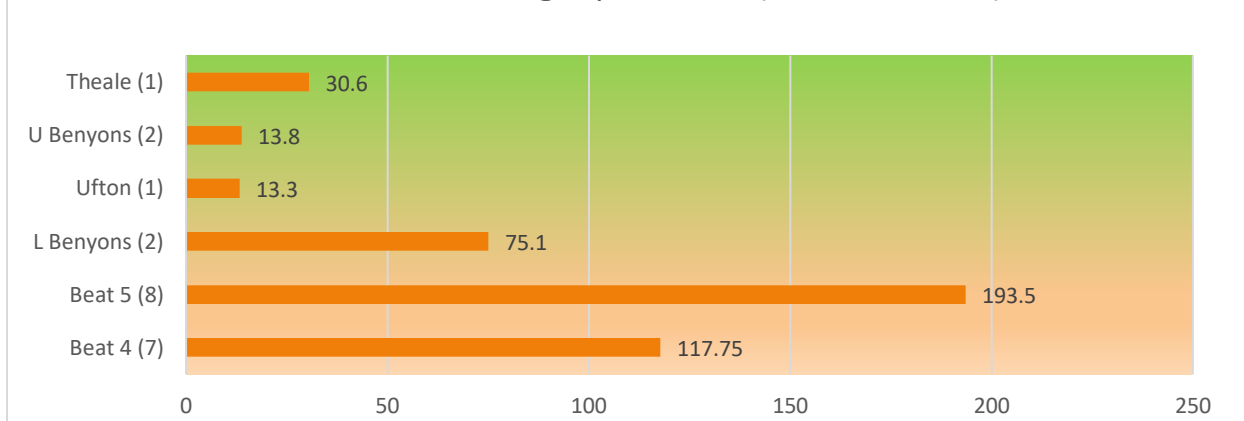
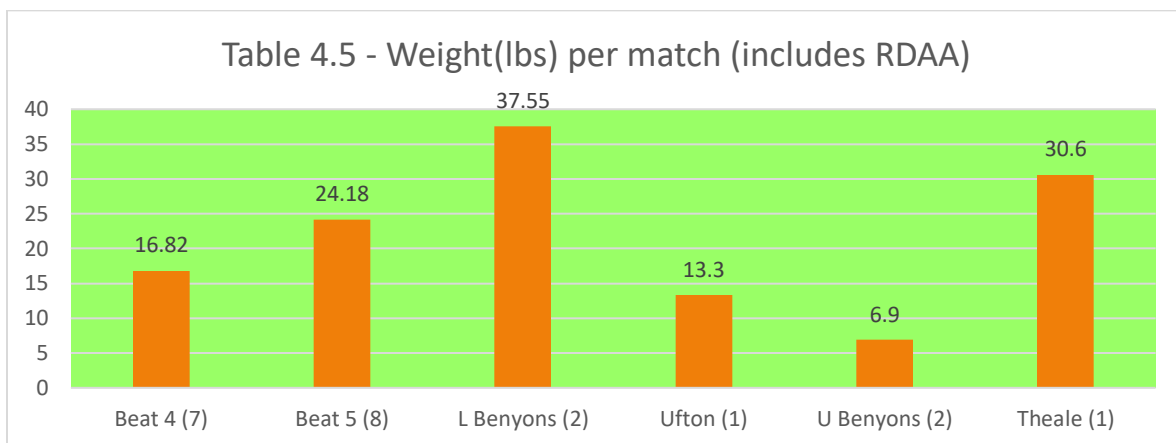
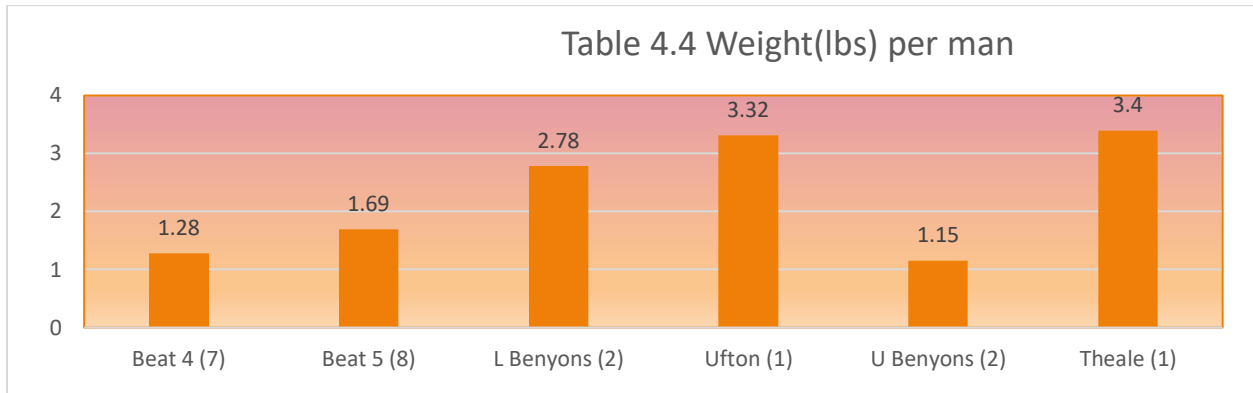


Table 4.3 Total Weight per venue (no. of matches)

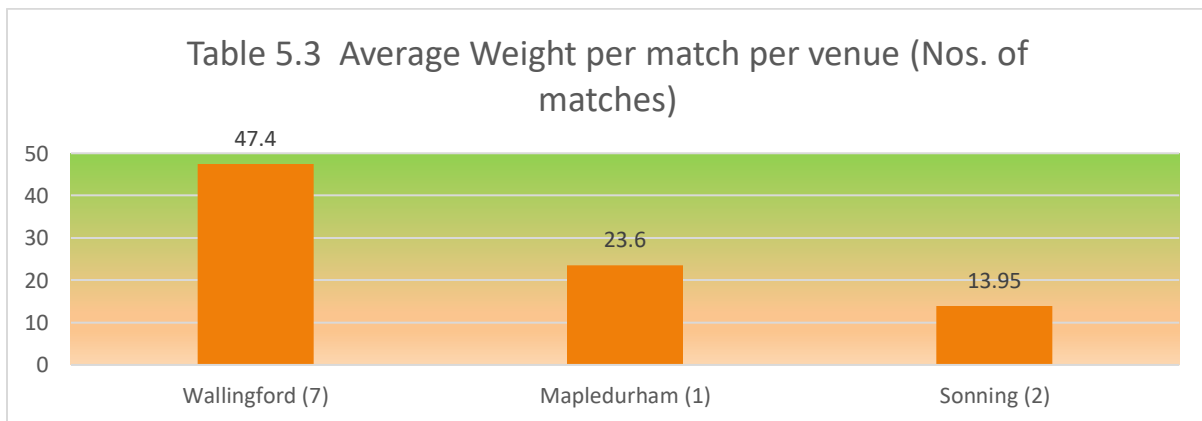
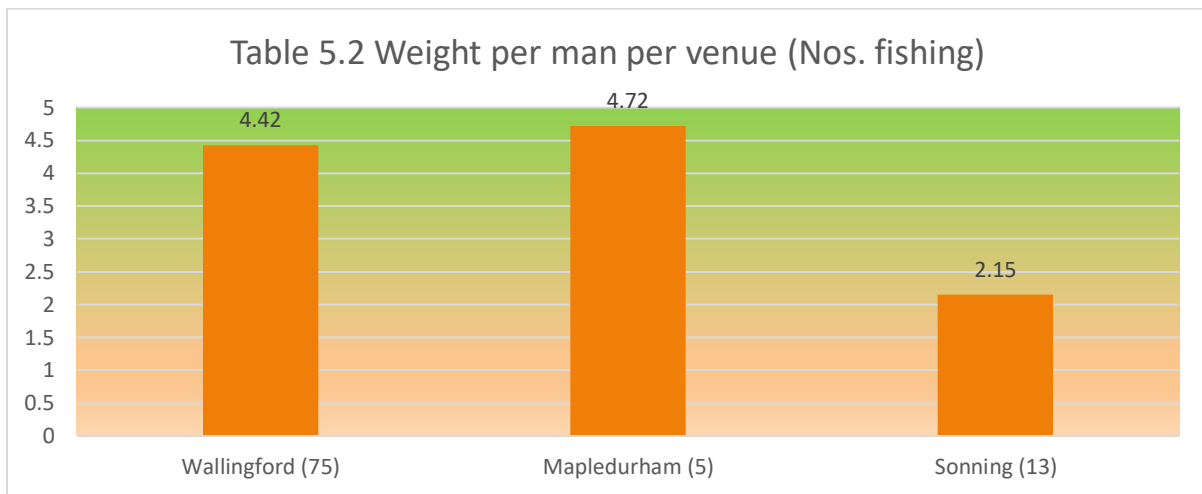
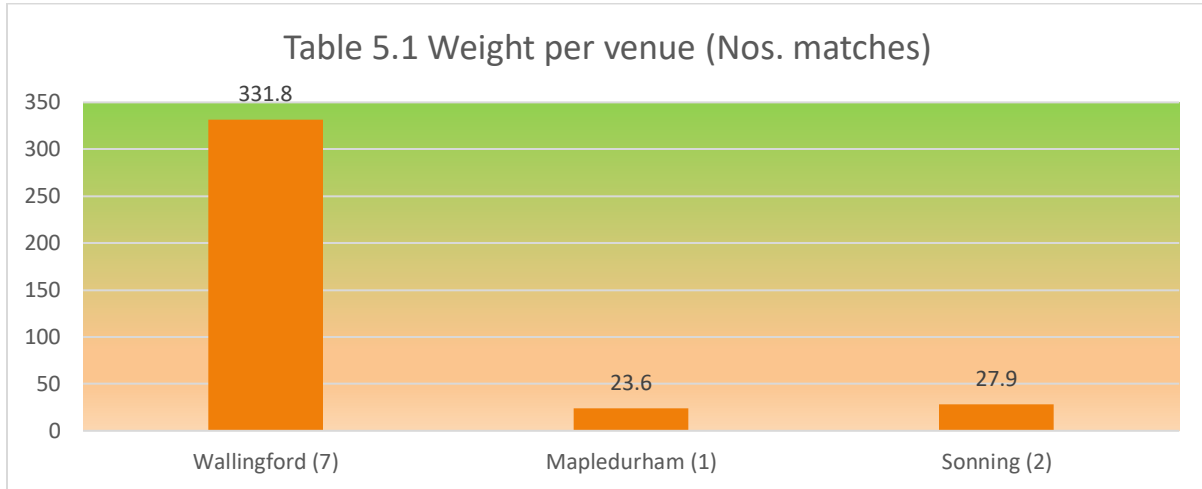


4.RIVER KENNET - CONTINUED



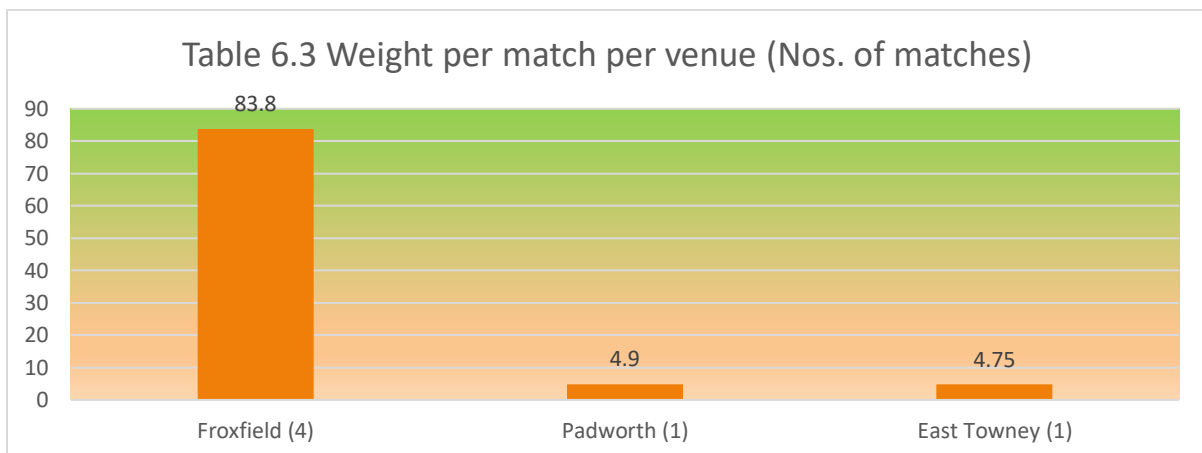
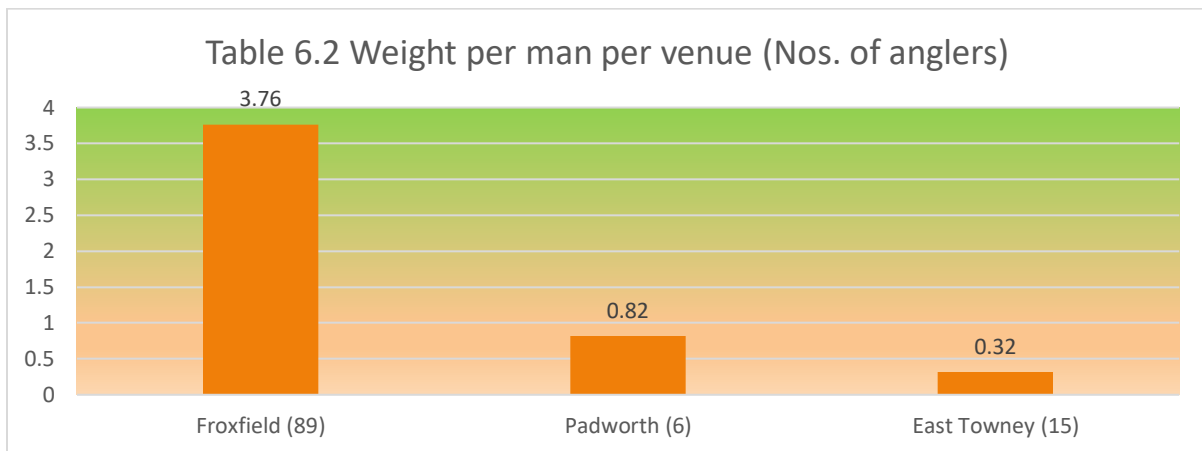
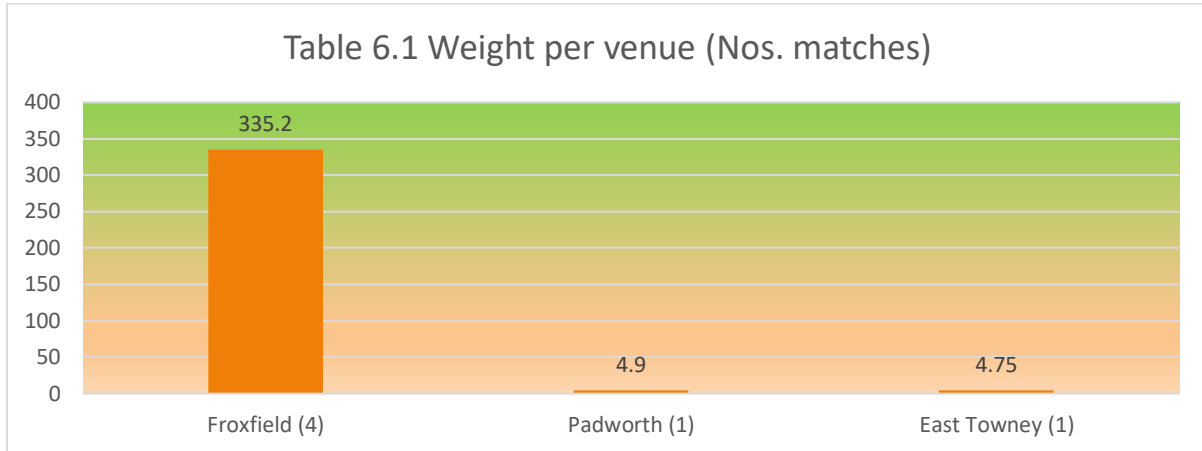
5. RIVER THAMES

The Thames although fished sparsely on matches (long walks/aged fisherman?) compared well to last year. Consistently a good September/October river there were some early matches and the water levels seemed to be ok during October to allow matches to take place. As a result, there were only four less matches than last season. Would be good to get more matches at Sandford and Northmoor.



6. KENNET & AVON CANAL

With lockdown restrictions applying for most of winter the number of matches held on the canals was way down on last season. Thankfully, the November RDAA match was swapped from the flooded river Kennet and so two RDAA matches were held to boost the weights. There does not seem to be a problem at Froxfield, but low weights in the Reading area still give cause for concern.



7. CLUBS

Club reports are listed below:-

NEWTOWN				
Date	Venue	Win Weight	Total Weight	No. Fishing
21/06/2020	Callows Pool	4-03-0	16-10-8	9
26/07/2020	Willmotts Pool	12-01-8	64-07-8	15
16/08/2020	Longwater Lake	6-13-8	47-13-0	12
20/09/2020	East Towney	2-04-8	4-12-0	15
18/10/2020	Sonning River	8-04-8	17-12-0	9
TOTALS	5	12-01-8	151-1107-0	60

PANGBOURNE & WHITCHURCH				
Date	Venue	Win Weight	Total Weight	No. Fishing
25/10/2020	Froxfield	10-11-0	59-11-0	11
TOTALS	1	10-11-0	59-11-0	11

PRESTCOLD				
Date	Venue	Win Weight	Total Weight	No. Fishing
21/06/2020	Wallingford	14-00-0	52-11-0	9
19/07/2020	Theale River	8-13-0	30-09-8	9
23/08/2020	Beat 5	10-02-0	37-12-0	9
29/09/2020	Beat 4	5-05-0	13-01-0	4
18/10/2020	Wallingford	4-07-0	14-07-8	7
13/12/2020	Froxfield	3-00-0	6-02-0	7
TOTALS	6	14-00-0	154-11-0	45

READING FC				
Date	Venue	Win Weight	Total Weight	No. Fishing
12/07/2020	Longwater Lake	17-07-0	85-11-0	17
13/09/2020	Beat 5	7-08-0	31-08-0	9
12/10/2020	Wallingford	15-08-0	76-08-0	13
TOTALS	3	17-07-0	193-11-0	39

RDA & OPEN MATCHES				
Date	Venue	Win Weight	Total Weight	No. Fishing
28/06/2020	Beat 4/5	20-11-0	35-07-0	16
05/07/2020	Beat 4/5	1-09-0	19-11-12	40
26/07/2020	Upper/Lower Benyons	10-15-0	26-01-0	16
02/08/2020	Beat 4/5	5-10-0	53-00-4	41
30/08/2020	Lower Benyons	10-04-0	49-08-0	19
06/09/2020	Beat 4/5	7-12-0	86-14-8	37
27/09/2020	Wallingford	13-11-0	96-09-8	20
25/10/2020	Beat 4/5	5-09-0	20-15-12	35
01/11/2020	Froxfield	12-02-0	183-11-0	36
06/12/2020	Froxfield	6-01-0	85-11-0	35
TOTALS	10	20-11-0	657-09-12	295

READING CIVIL SERVICE				
Date	Venue	Win Weight	Total Weight	No. Fishing
28/06/2020	Wilmotts Pool	9-00-0	16-00-0	5
19/07/2020	Beat 4	1-15-0	3-00-0	5
09/08/2020	Wallingford	3-10-8	13-13-8	4
20/09/2020	Sonning River	4-01-0	10-03-0	4
11/10/2020	Mapledurham	6-13-0	23-10-0	5
13/12/2020	Padworth Canal	1-12-0	4-14-0	6
TOTALS	6	9-00-0	71-08-8	29

TILEHURST BRITISH LEGION				
Date	Venue	Win Weight	Total Weight	No. Fishing
21/06/2020	Beat 5	5-03-0	9-14-0	10
12/07/2020	Wallingford	5-10-8	33-10-0	11
19/07/2020	Wallingford	7-14-0	44-02-0	11
16/08/2020	U Benyons /Ufton	5-14-0	26-13-0	8
TOTALS	4	7-14-0	114-07-0	40

8. VENUES

BEAT 4				
Date	Club	Win Weight	Total Weight	No. Fishing
28/06/2020	RDAА	2-03-0	6-02-8	8
05/07/2020	RDAА	1-09-0	12-05-0	20
19/07/2020	Reading Civil Service	1-15-0	3-00-0	5
02/08/2020	RDAА	3-14-0	24-04-0	20
06/09/2020	RDAА	6-08-0	49-08-0	18
29/09/2020	Prestcold	5-05-0	13-01-0	4
25/10/2020	RDAА	2-12-0	9-07-0	17
TOTALS	7	6-08-0	117-11-8	92

BEAT 5				
Date	Club	Win Weight	Total Weight	No. Fishing
21/06/2020	TRBLAS	5-03-0	9-14-0	10
28/06/2020	RDAА	20-11-0	29-04-8	8
05/07/2020	RDAА	1-07-8	7-06-0	20
02/08/2020	RDAА	5-10-0	28-12-4	21
06/09/2020	RDAА	7-12-0	37-05-8	19
23/08/2020	Prestcold	10-02-0	37-12-0	9
13/09/2020	Reading FC	7-08-0	31-08-0	9
25/10/2020	RDAА	5-09-0	11-08-12	18
TOTALS	8	20-11-0	193-07-0	114

LOWER BENYONS				
Date	Club	Win Weight	Total Weight	No. Fishing
26/07/2020	RDAА	10-15-0	25-10-0	8
30/08/2020	RDAА	10-04-0	49-08-0	19
TOTALS	2	10-15-0	75-02-0	27

UPPER BENYONS				
Date	Club	Win Weight	Total Weight	No. Fishing
26/07/2020	RDAА	0-05-0	0-07-0	8
16/08/2020	TRBLS	5-14-0	13-07-8	4
TOTALS	2	5-14-0	13-14-8	12

THEALE RIVER				
Date	Club	Win Weight	Total Weight	No. Fishing
19/07/2020	Prestcold	8-13-0	30-09-8	9
TOTALS	1	8-13-0	30-09-8	9

UFTON RIVER				
Date	Club	Win Weight	Total Weight	No. Fishing
16/08/2020	TRBLS	4-12-0	13-05-8	4
TOTALS	1	4-12-0	13-05-8	4

CALLOW POOL				
Date	Club	Win Weight	Total Weight	No. Fishing
21/06/2020	Newtown	4-03-0	16-10-8	9
TOTALS	1	4-03-0	16-10-8	9

LONGWATER LAKE				
Date	Club	Win Weight	Total Weight	No. Fishing
12/07/2020	Reading FC	17-07-0	85-11-0	17
16/08/2020	Newtown	6-13-8	47-13-0	12
TOTALS	2	17-07-0	133-08-0	29

WILMOTTS POOL				
Date	Club	Win Weight	Total Weight	No. Fishing
28/06/2020	Reading Civil Service	9-00-0	16-00-0	5
26/07/2020	Newtown	12-01-8	64-07-8	15
TOTALS	2	12-01-8	80-07-8	20

EAST TOWNEY				
Date	Club	Win Weight	Total Weight	No. Fishing
20/09/2020	Newtown	2-04-8	4-12-0	15
TOTALS	1	2-04-8	4-12-0	15

PADWORTH				
Date	Club	Win Weight	Total Weight	No. Fishing
13/12/2020	Reading CS	1-12-0	4-14-0	6
TOTALS	1	1-12-0	4-14-0	6

FROXFIELD				
Date	Club	Win Weight	Total Weight	No. Fishing
25/10/2020	Pangbourne	10-11-0	59-11-0	11
01/11/2020	RDAА	12-02-0	183-11-0	36
06/12/2020	RDAА	6-01-0	85-11-0	35
13/12/2020	Prestcold	3-00-0	6-02-0	7
TOTALS	4	12-02-0	335-03-0	89

SONNING RIVER				
Date	Club	Win Weight	Total Weight	No. Fishing
20/09/2020	Reading Civil Service	4-01-0	10-03-0	4
18/10/2020	Newtown	8-04-8	17-12-0	9
TOTALS	2	8-04-8	27-15-0	13

WALLINGFORD				
Date	Club	Win Weight	Total Weight	No. Fishing
21/06/2020	Prestcold	14-00-0	52-11-0	9
12/07/2020	TRBLS	5-10-8	33-10-0	11
19/07/2020	TRBLS	7-14-0	44-02-0	11
09/08/2020	Reading Civil Service	3-10-8	13-13-8	4
27/09/2020	RDAА	13-11-0	96-09-8	20
11/10/2020	Reading FC	15-08-0	76-08-0	13
18/10/2020	Prestcold	4-07-0	14-07-8	7
TOTALS	7	15-08-0	331-13-8	75

MAPLEDURHAM				
Date	Club	Win Weight	Total Weight	No. Fishing
11/10/2020	Reading Civil Service	6-13-0	23-10-0	5
TOTALS	1	6-13-0	23-10-0	5