

MATCH SURVEY REPORT 2021/22

1 OVERVIEW

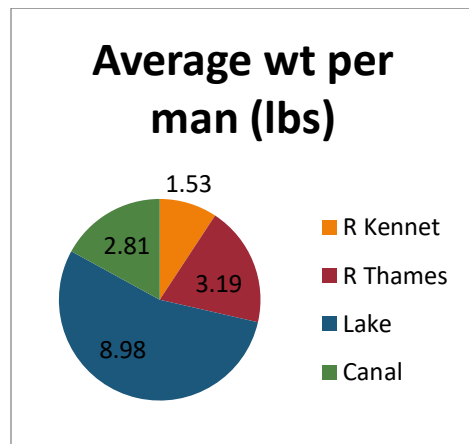
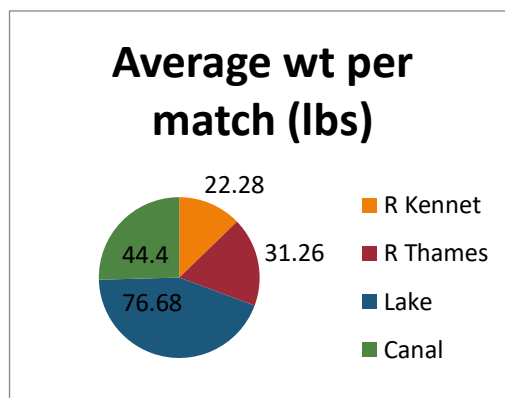
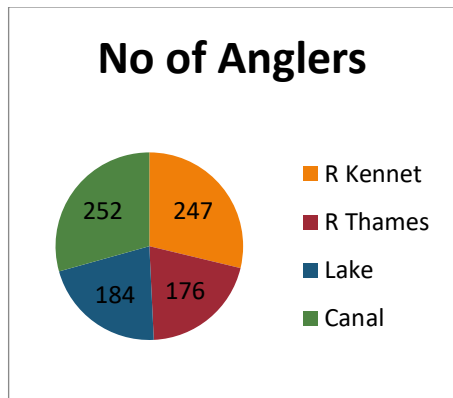
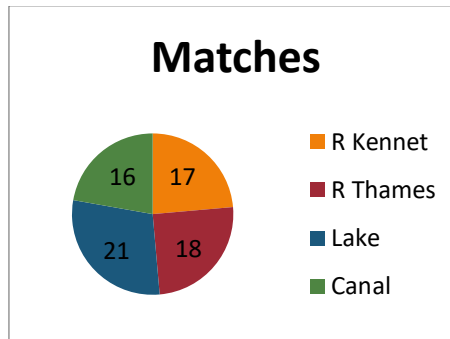
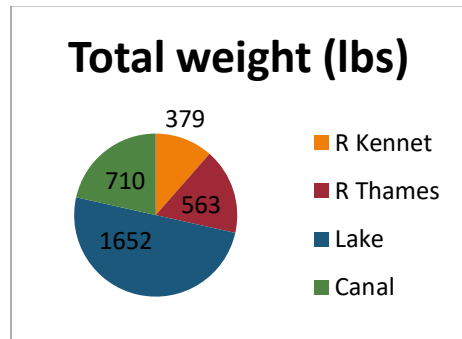
There are encouraging signs with regards to this match survey. The overall weight caught was 3304lbs 8oz - the best total for five years – however, the changing face of the Association and where matches are being held has contributed to this (as can be seen by the average weight per match/man) and it hides some disappointments. With no matches lost due to Covid 19 there were 72 in total - below that of 2019/20 season – but, more than double that of the 2020/21 season affected by the pandemic. It is expected that this will be the normal number of matches per year going forward.

Table 1 – Year on year comparison all reports - Note RDAA matches included (excluded before 2011)

Year	Total fishing	Anglers per match	Total weight (lbs)	Average wt per match (lbs)	Average wt per man (lbs)
2006	1152	9.6	4051	33.7	3.51
2007	1300	8.7	3642	24.3	2.8
2008	1163	9.2	2884	22.9	2.48
2009	1253	9.28	2581	19.1	2.05
2010	1564	10.2	4583	29.4	2.87
2011	1921	11.78	5303	32.5	2.77
2012	1513	13.5	3428	30.6	2.26
2013	1628	13.91	3768	32.2	2.31
2014	1675	12.22	4105	29.9	2.45
2015	1607	11.47	5017	35.8	3.12
2016	1303	10.68	3710	30.4	2.84
2017	1052	11.56	2867	31.5	2.72
2018	878	10.97	2889	36.1	3.29
2019	1042	13.02	2862	35.7	2.74
2020	519	14.83	1404	40.1	2.71
2021	859	11.93	3304	45.9	3.84

2. BREAKDOWN BY TYPE OF VENUE

Weights on both rivers were down on previous years. Canal fished as expected. The introduction of midweek matches at Willmotts complex shows a large increase in weights. Matches were evenly spread between the river, canal, and lake venues.



3.RIVER KENNET

The number of matches increased slightly over last season but the number of anglers participating reduced. There were 8 RDAA matches and 9 for affiliated clubs. The total weight was extremely poor compared to previous seasons and averages reduced accordingly. RDAA matches contributed 246lbs (65%) to the total weight, but these were divided between 197 (80%) of anglers at 1.25lbs per angler. Affiliated clubs therefore seemed to perform better with 133lbs between 50 anglers at 2.66lbs per man. The Beats towards Reading seem to have fished poorly whereas Lower Benyons and Ufton fared better. The best winning weight was 10lbs 2 oz on Lower Benyons.

River Kennet year on year comparison

Year	No of matches	No of anglers	Average anglers per match	Total weight (lbs)	Average weight per match (lbs)	Average weight per angler (lbs)
2016	43	513	11.93	876	20.37	1.7
2017	27	405	15	1049	38.85	2.59
2018	19	258	13.57	719	37.84	2.78
2019	27	392	14.51	1053	39	2.68
2020	14	258	18.42	444	31.73	1.72
2021	17	247	14.52	379	22.28	1.53

Venue breakdowns below.

BEAT 3				
Date	Club	Win Weight	Total Weight	No. Fishing
12/09/2021	Reading FC	8-15-0	18-15-0	6
TOTALS	1	8-15-0	18-15-0	6

BEAT 4				
Date	Club	Win Weight	Total Weight	No. Fishing
27/06/2021	RDAA	0-10-0	3-02-8	8
04/07/2021	RDAA	3-04-0	20-00-0	16
01/08/2021	RDAA	4-03-0	23-10-8	15
15/08/2021	Prestcold	4-15-0	16-00-8	7
05/09/2021	RDAA	2-14-0	25-13-8	17
03/10/2021	RDAA	7-00-0	10-09-8	16
07/11/2021	RDAA	3-14-0	5-06-0	7
TOTALS	7	7-00-0	104-10-8	86

BEAT 5				
Date	Club	Win Weight	Total Weight	No. Fishing
27/06/2021	RDAA	4-05-0	6-05-0	9
04/07/2021	RDAA	2-02-0	12-04-8	18
18/07/2021	Reading FC	1-14-0	5-04-0	4
01/08/2021	RDAA	3-05-0	19-02-0	15
05/09/2021	RDAA	7-10-0	39-06-8	18
19/09/2021	Prestcold	4-04-0	13-10-0	4
03/10/2021	RDAA	1-03-0	3-05-0	16
07/11/2021	RDAA	6-06-0	20-08-0	13
TOTALS	8	7-10-0	119-13-0	97

LOWER BENYONS				
Date	Club	Win Weight	Total Weight	No. Fishing
29/08/2021	RDAA	4-12-0	33-15-8	18
26/09/2021	RDAA	10-02-0	32-08-0	11
TOTALS	2	10-02-0	66-07-8	29

THEALE RIVER				
Date	Club	Win Weight	Total Weight	No. Fishing
18/07/2021	Prestcold	4-06-0	15-05-0	9
15/08/2021	Sundial	6-06-0	15-03-8	7
22/08/2021	Reading FC	5-12-0	12-03-0	4
TOTALS	3	6-06-0	42-11-8	20

UFTON RIVER				
Date	Club	Win Weight	Total Weight	No. Fishing
15/08/2021	TRBLAS	5-06-0	12-02-0	3
14/11/2021	TRBLAS	4-11-0	14-02-0	6
TOTALS	2	5-06-0	26-04-0	9

4. RIVER THAMES

18 matches took place on the Thames and some affiliated clubs concentrated on this river more than the Kennet. Only two venues were used through the season -Sonning and Wallingford – and Wallingford again proved to be an excellent venue. Sonning had three matches in total, and all were fished by affiliated clubs however the 30lbs 10oz shared between the 30 anglers proved to be a poor return. All 15 matches at Wallingford showed a return of 531lbs 2oz shared between 146 anglers and managed to maintain healthy averages of 35.4lbs per match and 3.63lbs per man. The river continued to fish well through the winter months, but B section outperformed A section by some margin. RDAA held two matches in the autumn and the late October match fished well. The Thames remains a fair and prolific venue at Wallingford, but numbers fishing reduces due to the lack of close parking. The best winning weight was 21lbs 14oz.

River Thames year on year comparison

Year	No of matches	No of anglers	Average anglers per match	Total weight (lbs)	Average weight per match (lbs)	Average weight per angler (lbs)
2016	34	262	7.7	1237	36.38	4.72
2017	26	181	6.96	705	27.11	3.89
2018	29	244	7.37	871	30.03	4.07
2019	14	124	8.85	366	26.11	2.94
2020	10	93	9.3	383	38.34	4.12
2021	18	176	9.77	563	31.26	3.19

Venue breakdowns below

SONNING RIVER				
Date	Club	Win Weight	Total Weight	No. Fishing
19/09/2021	Newtown	4-06-0	26-13-0	18
17/10/2021	Reading Civil Service	0-02-0	0-05-0	5
24/10/2021	Prestcold	1-11-0	4-08-0	7
TOTALS	3	4-06-0	31-10-0	30

WALLINGFORD				
Date	Club	Win Weight	Total Weight	No. Fishing
20/06/2021	Prestcold	8-06-0	32-10-0	8
12/09/2021	Sundial	6-02-0	9-10-8	6
19/09/2021	Reading Civil Service	6-11-0	23-09-0	7
10/10/2021	TRBLAS	11-06-0	;30-08-0	6
17/10/2021	Newtown	5-03-8	37-03-8	16
24/10/2021	Reading FC	8-07-0	54-06-0	11
31/10/2021	RDAA	10-13-0	61-08-0	10
21/11/2021	Reading FC	7-13-0	30-04-0	7
21/11/2021	Prestcold	2-11-0	6-03-0	8
28/11/2021	RDAA	13-10-0	28-12-0	11
19/12/2021	TRBLAS	10-07-0	45-05-0	17
16/01/2022	TRBLAS	21-08-0	48-07-0	8
13/02/2022	TRBLAS	21-14-0	56-09-0	10
13/03/2022	TRBLAS	14-00-0	59-03-0	12
13/03/2022	Prestcold	3-03-0	7-00-0	9
TOTALS	15	21-14-0	531-02-0	146

5.KENNET & AVON CANAL

The canal suffered most from the lack of matches last season however this time a full programme was held. There were 16 matches held with only three taking place before December. When winter is mild the canal comes into its own and the first RDAA match on 5 December proved this with a healthy weight returned. There were three matches held at Padworth with the rest held at Froxfield. The Padworth matches were all held by affiliated clubs and it proved to be difficult with only 25lbs 5oz shared between 21 anglers. Froxfield, however, continues to be an excellent winter venue and the total weight of just over 685lbs from 231 anglers at 52.7lbs per match and 2.96lbs per man. The 7 RDAA matches contributed 541lbs at 77.21lbs per match and 3.23lbs per man and it is no surprise to learn that the best winning weight of 18lbs 5oz was on one of the RDAA matches at Froxfield.

Canal year on year comparison

Year	No of matches	No of anglers	Average anglers per match	Total weight (lbs)	Average weight per match (lbs)	Average weight per angler (lbs)
2016	31	411	13.25	1064	34.31	2.58
2017	27	377	13.96	812	30.07	2.15
2018	24	329	13.7	934	38.93	2.84
2019	28	435	15.53	1216	43.41	2.79
2020	6	110	18.33	345	57.46	3.13
2021	16	252	15.75	710	44.4	2.81

Venue breakdowns below

PADWORTH				
Date	Club	Win Weight	Total Weight	No. Fishing
21/11/2021	Reading CS	8-01-0	21-02-0	7
16/01/2022	Reading FC	1-04-0	1-04-0	7
13/02/2022	Prestcold	2-00-0	2-15-8	7
TOTALS	3	8-01-0	25-05-8	21

FROXFIELD				
Date	Club	Win Weight	Total Weight	No. Fishing
18/04/2021	Reading CS	3-07-0	5-15-0	6
06/10/2021	Ordnance Survey	5-07-0	22-04-0	10
05/12/2021	RDAA	12-08-0	124-02-8	30
12/12/2021	Prestcold	10-04-0	40-03-8	7
29/12/2021	RDAA	17-02-0	124-04-0	32
02/01/2022	RDAA	11-15-0	126-01-0	26
09/01/2022	Reading FC	13-00-0	55-02-0	15
16/01/2022	Newtown	6-01-0	18-05-8	18
16/01/2022	Prestcold	1-09-0	2-04-8	8
30/01/2022	RDAA	18-05-0	78-01-0	15
06/02/2022	RDAA	10-10-0	57-13-8	26
27/02/2022	RDAA	13-06-0	18-08-0	10
06/03/2022	RDAA	6-01-0	12-01-12	28
TOTALS	13	18-05-0	685-02-4	231

6.LAKES

This was the first season that the project at Farnham Flint saw matches at Willmotts Lake, and what an introduction it proved to be, with one of the highest winning weights for some years coming from there at 47lbs. Comparisons compared to previous season are hard to quantify now that RDAA has a venue that can truly compete on a small scale with commercial fisheries. However, there were other venues and there were 21 matches in total. The total weight of 1652lbs between 184 participants far exceeds any lake results from previous years and, with 15 of these matches held on Willmotts contributing over 1441lbs to the total from 121 anglers, the venue needs to be watched carefully in future years. Despite this, comparisons are shown below.

Lakes year on year comparison

Year	No of matches	No of anglers	Average anglers per match	Total weight (lbs)	Average weight per match (lbs)	Average weight per angler (lbs)
2016	14	117	8.35	533	38.07	4.55
2017	11	89	8.09	309	28.09	3.47
2018	6	65	10.83	363	60.56	5.59
2019	11	91	8.27	228	20.75	2.5
2020	5	58	11.6	232	46.32	3.99
2021	21	184	8.76	1652	78.68	8.98

Venue breakdowns below

BROWN-LEE POOL				
Date	Club	Win Weight	Total Weight	No. Fishing
13/06/2021	Reading CS	10-15-0	31-08-0	6
11/07/2021	Sundial	6-08-0	16-14-0	7
15/08/2012	Newtown	17-06-0	53-05-12	14
TOTALS	3	17-06-0	101-11-12	27

CALLOW POOL				
Date	Club	Win Weight	Total Weight	No. Fishing
27/06/2021	Sundial	4-12-0	6-03-8	7
TOTALS	1	4-12-0	6-03-8	7

LONGWATER LAKE				
Date	Club	Win Weight	Total Weight	No. Fishing
20/06/2021	Reading FC	13-00-0	52-00-0	12
18/07/2021	Newtown	5-07-0	51-07-8	17
TOTALS	2	13-00-0	103-07-8	29

WILLMOTTS POOL				
Date	Club	Win Weight	Total Weight	No. Fishing
05/05/2021	RDAA	15-10-0	56-12-0	6
19/05/2021	RDAA	31-13-0	117-03-0	10
23/05/2021	Reading FC	32-00-0	146-00-0	12
02/06/2021	RDAA	17-03-0	63-11-0	9
13/06/2021	Reading FC	27-06-0	132-00-0	14
16/06/2021	RDAA	18-10-0	55-13-0	4
20/06/2021	Newtown	20-11-0	68-14-0	13
30/06/2021	RDAA	35-00-0	92-04-0	5
14/07/2021	RDAA	37-00-0	120-07-0	8
25/01/2022	Tuesday Club	42-00-0	97-00-0	8
01/02/2022	Tuesday Club	39-00-0	84-00-0	7
08/02/2022	Tuesday Club	28-00-0	63-00-0	7
22/02/2022	Tuesday Club	39-00-0	110-00-0	6
01/03/2022	Tuesday Club	47-00-0	142-00-0	6
08/03/2022	Tuesday Club	33-00-0	92-00-0	6
TOTALS	15	47-00-0	1441-00-0	121

7. CLUBS

Club reports are listed below:-

NEWTOWN				
Date	Venue	Win Weight	Total Weight	No. Fishing
20/06/2021	Willmotts Pool	20-11-0	68-14-0	13
18/07/2021	Longwater Lake	5-07-0	51-07-8	17
15/08/2021	Brown-Lee Pool	17-06-0	53-05-12	14
19/09/2021	Sonning River	4-06-0	26-13-0	18
17/10/2021	Wallingford	5-03-8	37-03-8	16
16/01/2022	Froxfield	6-01-0	18-05-8	18
TOTALS	6	20-11-0	256-01-4	96

NON AFFILIATED CLUBS				
Date	Venue	Win Weight	Total Weight	No. Fishing
06/10/2021	Froxfield	5-07-0	22-04-0	10
TOTALS	1	5-07-0	22-04-0	10

PRESTCOLD				
Date	Venue	Win Weight	Total Weight	No. Fishing
20/06/2021	Wallingford	8-06-0	32-10-0	8
18/07/2021	Theale River	4-06-0	15-05-0	9
15/08/2021	Beat 4	4-15-0	16-00-8	7
19/09/2021	Beat 5	4-04-0	13-10-0	4
24/10/2021	Sonning River	1-11-0	4-08-0	7
21/11/2021	Wallingford	2-11-0	6-03-0	8
12/12/2021	Froxfield	10-04-0	40-03-8	7
16/01/2022	Froxfield	1-09-0	2-04-8	8
13/02/2022	Padworth Canal	2-00-0	2-15-8	7
13/03/2022	Wallingford	3-03-0	7-00-0	9
TOTALS	10	10-04-0	140-12-0	74

RDA & OPEN MATCHES				
Date	Venue	Win Weight	Total Weight	No. Fishing
05/05/2021	Wilmotts	15-10-0	56-12-0	6
19/05/2021	Wilmotts	31-13-0	117-03-0	10
02/06/2021	Wilmotts	17-03-0	63-11-0	9
16/06/2021	Wilmotts	18-10-0	55-13-0	4
27/06/2021	Beat 4/5	4-05-0	9-07-8	17
30/06/2021	Wilmotts	35-00-0	92-04-0	5
04/07/2021	Beat 4/5	3-04-0	32-04-8	34
14/07/2021	Wilmotts	37-00-0	120-07-0	8
01/08/2021	Beat 4/5	4-03-0	42-12-8	30
29/08/2021	Lower Benyons	4-12-0	33-15-8	18
05/09/2021	Beat4/5	7-10-0	65-04-0	35
26/09/2021	Lower Benyons	10-02-0	32-08-0	11
03/10/2021	Beat 4/5	7-00-0	13-14-8	32
31/10/2021	Wallingford	10-13-0	61-08-0	10
07/11/2021	Beat 4/5	6-06-0	25-14-0	20
28/11/2021	Wallingford	13-10-0	28-12-0	11
05/12/2021	Froxfield	12-08-0	124-02-8	30
29/12/2021	Froxfield	17-02-0	124-04-0	32
02/01/2022	Froxfield	11-15-0	126-01-0	26
30/01/2022	Froxfield	18-05-0	78-01-0	15
06/02/2022	Froxfield	10-10-0	57-13-8	26
27/02/2022	Froxfield	13-06-0	18-08-0	10
06/03/2022	Froxfield	6-01-0	12-01-12	28
TOTALS	22	35-00-0	1393-06-4	427

READING CIVIL SERVICE				
Date	Venue	Win Weight	Total Weight	No. Fishing
18/04/2021	Froxfield	3-07-0	5-15-0	6
13/06/2021	Brown-Lee Pool	10-15-0	31-08-0	6
19/09/2021	Wallingford	6-11-0	23-09-0	7
17/10/2021	Sonning River	0-02-0	0-05-0	5
21/11/2021	Padworth Canal	8-01-0	21-02-0	7
TOTALS	5	10-15-0	82-07-0	31

READING FC				
Date	Venue	Win Weight	Total Weight	No. Fishing
23/05/2021	Wilmotts	32-00-0	146-00-0	12
13/06/2021	Wilmotts	27-06-0	132-00-0	14
20/06/2021	Longwater Lake	13-00-0	52-00-0	12
18/07/2021	Beat 5	1-14-0	5-04-0	4
22/08/2021	Theale River	5-12-0	12-03-0	4
12/09/2021	Beat 3	8-15-0	18-15-0	6
24/10/2021	Wallingford	8-07-0	54-06-0	11
21/11/2021	Wallingford	7-13-0	30-04-0	7
09/01/2022	Froxfield	13-00-0	55-02-0	15
16/01/2022	Padworth	1-04-0	1-04-0	7
TOTALS	10	32-00-0	507-06-0	92

SUNDIAL				
Date	Venue	Win Weight	Total Weight	No. Fishing
27/06/2021	Callows Pool	4-12-0	6-03-8	7
11/07/2021	Brown-Lee Pool	6-08-0	16-14-0	7
15/08/2021	Theale River	6-06-0	15-03-8	7
12/09/2021	Wallingford	6-02-0	9-10-8	6
TOTALS	4	6-08-0	47-15-8	27

TILEHURST BRITISH LEGION				
Date	Venue	Win Weight	Total Weight	No. Fishing
15/08/2021	Ufton River	5-06-0	12-02-0	3
10/10/2021	Wallingford	11-06-0	30-08-0	6
14/11/2021	Ufton River	4-11-0	14-02-0	6
19/12/2021	Wallingford	10-07-0	45-05-0	17
16/01/2022	Wallingford	21-08-0	48-07-0	8
13/02/2022	Wallingford	21-14-0	56-09-0	10
13/03/2022	Wallingford	14-00-0	59-03-0	12
TOTALS	7	21-14-0	266-04-0	62

TUESDAY CLUB				
Date	Venue	Win Weight	Total Weight	No. Fishing
25/01/2022	Willmotts	42-00-0	97-00-0	8
01/02/2022	Willmotts	39-00-0	84-00-0	7
08/02/2022	Willmotts	28-00-0	63-00-0	7
22/02/2022	Willmotts	39-00-0	110-00-0	6
01/03/2022	Willmotts	47-00-0	142-00-0	6
08/03/2022	Willmotts	33-00-0	92-00-0	6
TOTALS	6	47-00-0	588-00-0	40